



### District Report Card: 2017


<b>State:</b> West Bengal	<b>District:</b> Kolkata
<b>Class:</b> 3	<b>Subject:</b> Language
<b>Schools:</b> 59	<b>Students:</b> 1011


### Participation/Coverage


#### Students

<div>GENDER</div> <div></div>	Boys		Girls	
	Number	%	Number	%
	492	48.66	519	51.34

<div>AREA</div> <div></div>	Rural		Urban	
	Number	%	Number	%
	30	2.97	981	97.03

<div>CATEGORY</div> <div></div>	SC		ST		OBC		GEN	
	Number	%	Number	%	Number	%	Number	%
	161	15.92	3	0.30	31	3.07	816	80.71

<div>CWSN</div> <div></div>	LD	VI	HI	S&LD	ID	Oth
	1	1	1	12	17	3

<div>Management</div> <div></div>	Government		Government-aided	
	Number	%	Number	%
	316	31.26	695	68.74

### Average Performance of Students in Language (%)

Overall	Gender		Area		Management		Social Group			
	Male	Female	Rural	Urban	Govt.	Aided	SC	ST	OBC	GEN
82.04	79.88	84.08	83.78	81.98	80.34	82.81	80.83	86.67	81.94	82.26

## Performance on Learning Outcomes (LOs)

Learning Outcomes	Description	Average Performance(%)
L304	Reads small texts with comprehension i.e., identifies main ideas, details, sequence and draws conclusions	82.88
L312	Reads printed scripts on the classroom walls: poems, posters, charts etc.	80.36

Range of Performance of Students who Answered Correctly							
Below 30%		30% - 50%		50% - 75%		Above 75%	
Number	%	Number	%	Number	%	Number	%
14	1.38	51	5.04	228	22.55	718	71.02

## Lowest Performing Learning Outcomes (LOs)

1 - Reads printed scripts on the classroom walls: poems, posters, charts etc. (80.36)

2 - Reads small texts with comprehension i.e., identifies main ideas, details, sequence and draws conclusions (82.88)